

Table Of Contents

Pg. 2- The Uniform

Pg. 6- The Class A

Pg. 9- The Utility Uniform

Pg. 12- Formal Appropriate Dress Headgear (Per Uniform)

Pg. 13- The Class C

Pg. 16- Ribbon Placement Guide (Boy)

Pg. 17- Ribbon Placement Guide (Commander)



The Uniform

Why Wear A Uniform?

Wearing a uniform is a vital part of the Royal Rangers Outpost for both boy and commanders. It creates a sense of unity and belonging. It helps develop responsibility and discipline in the individual. It shows equality and promotes the program within the church.



What Does A Royal Ranger Look Like?

When you step into a room, people meeting you for the first time will make many decisions about you based on your appearance: your economic levels, trustworthiness, and social position, level of sophistication, economic heritage, social heritage, educational heritage, success, and moral character. To be successful in almost any

endeavor, you must be sure that these decisions about you are favorable, because in that first impression you make, you are what you wear.

Your purpose as a Royal Ranger is to Evangelize, Equip and Empower the next generation of Christ like men and lifelong servant leaders. So what image or appearance do you want to portray? The answer is found in the Royal Ranger Code: A Royal Ranger needs to look alert, clean, honest, courageous, loyal, courteous, obedient, and spiritual. The best way to achieve the goal is for the Rangers spirit, mind, social skills, and physical appearance to be right. If these factors are in proper balance with the word of God, he will look the part of a leader.

God gave you a shape, height, color, and an appearance. You cannot change those basic physical characteristics. But you can take care of what God has given you. Maintain a good physical condition, not for looks, as is often misconstrued, but rather for the well-being of yourself. Trim and arrange your hair, beard, and mustache to be consistent with the image you want to portray.

Inconsistence in appearance creates suspicion in the minds of those we meet. Key words to remember on the subject of grooming are neatness, cleanliness and moderation. All other aspects of good grooming should be practiced. The entire body should be clean. Hair, face, hands, mouth, teeth, and nails need daily care to be kept neat. Remember a Royal Ranger is clean in body, mind, and speech. Be the example of cleanliness.

Your challenge is to take what you have been given and package it in such a way that people will trust you and let you in their lives. Your credibility with people you meet will be established by the first impression you make through your appearance.

What Is The Royal Rangers Uniform?

Every commander and boy should wear the Royal Ranger uniform. Each Royal Ranger age group has its own identity through their class C uniform, the rest have identical dress uniforms. The most formal uniform is the class A, B being intermediate and C being an outdoors/camping uniform. The meeting or event at which each uniform is worn depends on the formality of the event.

A boy may begin to wear his uniform just as soon as he completes the recruit requirements. A boy who moves up an age group should immediately fulfill the requirements of the newest age group and begin to wear his uniform accordingly, and correctly.

Diagrams in this manual show the proper placement of patches and wear of the outpost 207 Royal Ranger uniform, this manual shows expository methods to wear and care for your uniform.

Care Of Uniforms

Patches should be attached precisely to the uniform. Uniform shirts can be washed, however the rest of the uniform should be dry cleaned only, or washed with a cloth that has been dampened with ammonia.

Boys should take care of their own uniforms, hanging them up after each use and preferably giving them some kind of covering. The uniform should be pressed and ironed before each wear, and, if the ranger is competing for Ranger Of The Year (ROTY); Or coming in front of any kind of inspection. He should take special care of not having any “cat toys” or “Irish pennants”

Since the Royal Ranger emblem is worn by thousands of other boys around the globe, the uniform should be worn with pride. As a boy gains pride in his appearance, even Parents will be impressed with his growing desire to be neat.

Wearing The Uniform

After obtaining your uniform, wear it correctly. There is only one correct way to wear the uniform and patches. The correct manner it is to be worn in illustrated in the following pages of this manual. Wear your uniform with pride. Take good care of it. Keep it neatly pressed and clean. See that your shoes are neatly shined when you wear your uniform.

Remember that your uniform represents along with identifies you with thousands of Royal Rangers world-wide, so wear it with honor.

The Class A “Dress Blues”



The Dress Blue Uniform is the Outpost 207 primary class A uniform, effective January 1, 2015. It consists of a navy blue blazer, a white long sleeve shirt, and a red tie for all boys (Black for Color Guard, and Navy Blue for staff), gray dress slacks, black belt with silver buckle, and berets or campaign hats are only allowed with this uniform.


A name plate shall be worn over the right chest; it should be black for the boys, and gold for the staff. It should be the individuals first and last name. A royal ranger of the year plate will replace the regular name plate, for that calendar year only.

Black socks, and black shoes should always be worn while in this uniform.


Appropriate Headgear: Brown, Navy Blue, or Green Campaign hat.

Leadership Training School, Color Guard School, Black Royal Ranger Beret, all of the schools envelope hats.

The Royal Ranger Emblem should go ½ inch below the seam of the left shoulder, the appropriate age group patch should go ½ inch below the seam on the right shoulder.



The Medals and ribbons should go on the left side of the chest, medals directly covering (top of medal even with top of pocket) the pocket. All medals and ribbons may be worn provided they are not duplicated (I.E. Same medal and ribbon representing the same award may not be worn at the same time, one or the other is however, acceptable) There is no limit to number of ribbons or medals that may be worn on this uniform.



Name tabs should be worn opposite the medals on the right chest. The boys normal name plate is a one lined black plate, with white lettering; it should have their first and last name. The Staff should have a two lined plate with their title inscribed as well as their first and last name.

Shoulder Cords may be worn, Cord of highest achievement should be worn on your left shoulder.

Royal Ranger of the year name plates are worn as earned, and should replace their regular name plate for that calendar year only.

Black & Gold- GMA with Honor

Red & Gold- GMA with Merit

Gold- Gold Medal of Achievement

Gold and Purple- Adventure Gold

Gold and Jay Blue- Gold Eagle

Gold and Scarlet- Ranger Kid Gold Trail

Yellow-Senior Commander

Green-Commander

Royal Blue- Lieutenant Commander

Gray- Junior Commander

Red- Senior Guide

Black- Color Guard School

Ranger Kid- red plate, white inscription


Discovery Ranger- green plate, white inscription

Adventure Ranger- burgundy plate, white inscription

Expedition Ranger- yellow plate, black inscription

Commander- gold plate, black inscription





The Class B “Utility Uniform”

The utility Uniform, this uniform set is for summer use. You will wear the long sleeve royal ranger utility shirt (from gospel publishing house only) that has pleats sewn in the front, or heavily starched pleats. You will use any navy blue dress slacks for this uniform.

On the left sleeve a royal ranger emblem is worn ½ inch below the seam of the shoulder.

On the Right sleeve, ½ inch below the shoulder seam, the geographic patch and outpost numerals are worn. You may wear your most

recent training level patch ½ inch below the

geographic patch and numbers (Ranger Kid

Training School, Leadership Training School,

Color Guard School, Senior Guide School,

Junior Leadership Foundations, RTC, JTC,

AJTC, BAC, SAC, SSAC, JA, etc.)



Centered directly over the right pocket flap is placed the group name tab, and above that the prescribed ribbons may be worn (Medal of Valor, Medal of Courage, Honor Gold Medal of Achievement, Gold Medal of Achievement, Adventure Gold Award, Gold Eagle and Ranger Kid Gold Trail Award. These should all be encased inside a Gold air force style citation frame) on the right pocket flap, even with the top edge of the pocket, place the name plate and below the pocket flap place the metal arc pins. (Rappelling, Special Forces, Honor Roll, Drill Team, Orienteering, Ranger, Honor Guard, Color Guard, Saber Guard, Saber Team, Leadership, Flag Detail and Staff)

On your Collar, $\frac{1}{2}$ inch from the front of your collar, you may wear your elected offices rank insignia. There is no tie for this uniform. A white Royal Ranger t-shirt should go under it (OR a fitted plain white t-shirt). A black belt with silver buckle accompanies this uniform, at all times in this uniform it is imperative that the plumb line, or Gig line is perfectly straight. The brass of the buckle should align with the zipper and buttons.





This uniform allows no medals, but you are encouraged to wear all of your ribbons, ribbons go centered above the left pocket, with the ribbons slightly touching the top edge. The Rappelling jump wings may be worn below the left pocket; there are five levels of Jump rating.

25- Basic



50- Advanced



75- Master



100- Jumpmaster



150-Rigger



Formal Appropriate Dress Headgear

In Royal Rangers, there are many different headgear options. In a Patrol setting, the utmost important factor is that each member of the patrol is in the same uniform at all times. Sometimes there are however, exceptions that need be made in order for one to show his achievements. At all times in any style of the dress uniform, if it is at all possible each patrol member should be in the envelope hat or beret, each patrol member should match. If wearing berets or envelope hats, each patrol member should wear the beret that portrays the highest training level that they have achieved.

One may be able to earn the staff privilege's and are then capable to wear the navy blue eight point cover, with any uniform option except the class A. Another option for any uniform

worn by staff, or senior guide school graduates would be the Campaign hat which can be worn with any uniform in Royal Rangers. (Green, Brown or Navy Blue

The Class C

The stereotypical uniform that a Royal Ranger here at outpost 207 can be seen in is the class C. This uniform is the most versatile, so it is put to use more than any of the others.

This classification of uniform has and is still most commonly referred to as the fatigues. This uniform can but is not a necessity to have the top that matches the trousers, so long as every member of the patrol has this option met. You should keep your Class C relatively clean.

The ten (10) inch combat boots (black or tan in color) should always be worn with this uniform classification. The only shirts approved to be worn with this uniform is the individual patrols t-shirt, the white Royal Rangers t-shirt, it is preferred the gray royal ranger shirt is only worn for royal ranger physical training or, into public, it is not a “uniform” item.

The Lions and Wolves & Eagles are to wear

Woodland BDU's

The Striking Cobras wear Olive Drab BDU's

Commanders wear black BDU's



The class c, in the summer months should be worn without the top, the trousers should be worn bloused in the ten inch boots, and the beret, when inside should be tucked under the left side of your belt, between the first and second loop, on the left side. Take special care of your beret so it looks appropriate, and wear it correctly.



If you have staffed an event, such as LTS, CGS, or SGS, you can wear the staff eight point cover with your class c. Your elected rank insignia may be worn in the middle of the training patch.



When wearing your top with your class c uniform, it is important to be worn correctly. Over the left pocket, the group name tag should be worn, and over the top of the right pocket the last name should be worn.

On the right sleeve pocket, an American flag (muted or color) should be worn above, with the highest training patch below

On the left sleeve pocket, two training patches, or event patches may be worn.



Order of Wear for Adult Leaders

1. National Medal of Merit
2. FCF Flame of Honor
3. RRA Lifetime Achievement Award
4. National Outstanding Service Award
5. Medal of Excellence
6. Missions Project Award
7. National Executive Leadership Award OR Leaders Gold Star Award
8. National Leadership Award OR Leaders Gold Eagle Award
9. District Medal of Merit
10. District Outstanding Service Award
11. District Executive Leadership Award OR Silver Eagle Award OR Silver Cluster Award
12. District Leadership Award OR Gold Cluster Award OR Blue Cluster Award
13. Pastor's Award
14. Outpost Coordinator's Award OR Senior Commanders Award
15. Outpost Leadership Award OR Outpost Commanders Award
16. Outpost Service Award OR Outpost Leaders Service Award
17. Historical training ribbon (LMA)
18. Trail of the Saber Award
19. Special Service Award
20. National Continuous Learning Ribbon
21. District Continuous Learning Ribbon
22. Highest advancement award earned as a boy
23. *Black Ribbon (Color Guard School)*
24. Sky Blue Merit Ribbon
25. Silver Merit Ribbon
26. Gold Merit Ribbon
27. Green Merit Ribbon
28. Brown Merit Ribbon
29. Red Merit Ribbon
30. Blue Merit Ribbon
31. Orange Merit Ribbon

Order of Wear for Boys

1. National Medal of Merit
2. National Outstanding Service Award
3. Missions Project Award
4. National Leadership Award
5. District Medal of Merit
6. District Outstanding Service Award
7. District Leadership Award
8. Gold Medal of Achievement
9. Trail of the Saber Award
10. Junior Leaders Service Award
11. E3 Award
12. E2 Award
13. E1 Award
14. Silver Medal of Achievement
15. Bronze Medal of Achievement
16. Gold Hawk
17. Gold Falcon
18. Color Guard School
19. Sky Blue Merit Ribbon
20. Silver Merit Ribbon
21. Gold Merit Ribbon
22. Green Merit Ribbon
23. Brown Merit Ribbon
24. Red Merit Ribbon
25. Blue Merit Ribbon
26. Orange Merit Ribbon

The uniforms found inside this manual may be found at multiple locations online, and in stores. These are the required adherences as of January 1, 2015. It is preferred that every child read this manual, and understands the content held within.

It is each parent and or guardians responsibility to provide each boy his uniforms, not the local outpost.

You can purchase the blue blazer from Wal-Mart, Target, Old Navy, Belk, Kohl's, JCPenney, and as a last resort Poole's military surplus.

The red tie can be purchased from, <http://www.solidcolorneckties.com>

The blue tie can be purchased at <http://www.solidcolorneckties.com>

be purchased from Wal-Mart or target.

The white dress shirt can be purchased at Wal-Mart, or from <http://www.uniformswarehouse.com>

Everything may be purchased through the local outpost, only after the quartermaster has received an order form, and full payment, no exceptions will be made.

Thank you, the outpost 207 staff.



Awards & Insignia

The Royal Rangers program utilizes a variety of awards and insignia to represent the various accomplishments of leaders and boys in the program. Some awards may be earned by both leaders and boys, while others may only be earned by one or the other. Each award carries specific requirements and is displayed in a specific manner on the uniform or awards vest. The information below provides details on the types of awards available in Royal Rangers and the manner in which each is used in the program.

NOTE: Due to the significance of their role within the program, some awards require special approval

All awards used in Royal Rangers may be classified into the following general categories:

- 
- Advancement Awards
 - Service Awards
 - Honorary Awards
 - Training Awards
 - Special Awards

Advancement Awards

Advancement awards recognize boys for their accomplishments along the advancement trail. Each age group features a unique system of requirements & recognition referred to as the advancement trail. Boys are recognized for meeting certain requirements by receiving awards representing a series of advancement steps. All advancement steps are represented by a patch

worn on the awards vest or on the right sleeve of the uniform. Advancement steps representing annual milestone accomplishments are also represented by a medal, ribbon, and neck medallion.

The award insignia for most advancement awards may be ordered directly from your local outpost. However, due to their significance in the program, some awards require special approval. Refer to your training coordinator for further and more specific details about these awards.

Details concerning the advancement trails of each age group can be found on the advancement pages for each age group:

Service Awards

Service awards provide ongoing recognition for leaders or boys for their service and involvement in Royal Rangers. These awards typically require that a specified number of points be earned from a variety of categories during the course of a given year. Most service awards may be earned annually and require that an application be submitted to the district or national office.

Due to their significance in the program, some service awards require special approval from your district or the national Royal Rangers office. See our [Products & Awards Ordering Information](#) page for details. Descriptions of all the service awards can be found on the [Service & Honorary Awards](#) page.

Honorary Awards

Honorary awards are those awarded to individuals in recognition for service or accomplishments for which no specific requirements are given, although general guidelines may exist. These awards are typically awarded at the discretion of the primary leader at the given organizational

level. These awards typically cannot be applied for, although individuals recommending others for an award may be asked to provide written justification for their recommendation.

Due to their significance in the program, most honorary awards can only be obtained through your district or the national Royal Rangers office. See our [Products & Awards Ordering Information](#) page for details. Descriptions of all the honorary awards can be found on the Awards page.

Training Awards

Training awards provide recognition to leaders and boys for their training accomplishments in Royal Rangers. Some training awards represent the completion of specific training programs (such as Ranger Basics or National Rangers Ministry Camp) while other represent the completion of a training level (such as Ready, Safety, Trained, or Advanced).

Details on the various training awards and insignia and the manner in which they should be worn on the uniform or awards vest can be found on the [Uniforms](#) page.

Due to their significance in the program, most training awards and related products can only be obtained through your district or the national Royal Rangers office. See our [Products & Awards Ordering Information](#) page for details.

Special Awards

Special awards consist of recognition items that cannot be classified under any other award category. Some special awards are restricted, while others are not.

Insignia

Insignia serves to represent the awards an individual has received or to identify an individual as a member of a particular group or groups within the program. Individuals wearing a dress or utility uniform will wear insignia representing a variety of memberships such as their outpost, district, and age group. Additional insignia may also be worn to represent an individual membership in the FCF or RRA.

Due to their significance in the program, some insignia are restricted and can only be obtained through your district or the national Royal Rangers office.

Ranger Kids

Ranger Kids Advancement Trail

The Ranger Kids Advancement Trail is based on the needs, interest and characteristics of boys in kindergarten, first grade, and second grade. The Trail is a plan of advancement through learning—from both experiences and activities—and being recognized for their learning. It is designed to offer every boy adventure and fun. The Trail is more than an interesting course of action; it is a new experience—a new achievement. It is a Ranger's opportunity to grow through new abilities, knowledge, and desires.

The Ranger Kids Advancement Trail is made up of three trails:



*Trail to the
Elk*

*Trail to the
Wolverine*

*Trail to the
Cougar*

To earn each trail's patch, the Ranger Kid must earn the four awards along the trail. For example, once a Ranger Kid has earned the Antelope Award, the Ram Award, the Caribou Award, and the Buffalo Award, he receives the Elk patch. The boys can earn these awards in any order because they are all of equal value, not based on previous requirements. The individual steps that the Ranger Kid must take to earn each award are directed to help him grow PHYSICALLY, SPIRITUALLY, MENTALLY, and SOCIALLY.

After completing each step toward earning the award, the achievement is noted in the Ranger Kid's Handbook and workbook with the commander's signature and the date. For information on where the patches should be placed on the Ranger Kids uniform, see the Outpost 207 Uniform and Drill Manual.

Ranger Kid Gold Trail Award

NOTE: Due to the significance of their role within the program, some awards may only be obtained by approval of the national Royal Rangers office. Visit RoyalRangers.com/awards for ordering information.

Once the Elk, Wolverine, and Cougar advancement trails are completed, a Ranger earns the Ranger Kids Gold Trail Award. There are six ways of awarding and displaying this accomplishment.



Ranger Kids (New Member Requirements)

- Be a boy in Kindergarten, 1st, or 2nd grade in school.
- Attend three regular Ranger Kids meetings.

Memorize the following:

Royal Ranger Pledge:

- With God's help, I will do my best to serve God, my church, and my fellow man. To live by the Ranger Code, to make the Golden Rule my daily rule.

Royal Ranger Golden Rule:

- “In everything, do unto others what you would have them do to you” Matthew 7:12

Royal Ranger Motto:

- “Ready”

Ready for anything. Ready to work, play, serve, worship, live, and obey God’s Word.

- 2. Attend 3 Royal Ranger Meetings on Tuesday.
- 3. Bring \$14.00.

Discovery Rangers

Being a Discovery Ranger will give a boy many chances to do new things. He will learn new skills, like camping, building models, giving first aid, and cooking while learning about God and His Word. Royal Rangers will give him the chance to be rewarded for finishing merits and steps on the Advancement Trail.

Here's how the trail works. As the boy follows the trail, he will grow to new heights on the "Trail to the Gold Eagle." He'll work on merits, and every time he finishes a set of merit requirements, he will receive a new patch. As he earns merits he will also have the chance to complete a new advancement step.

After completing each set of steps and a few other requirements, he'll have a chance to earn three medals:

*Gold Falcon**Gold Hawk**Gold Eagle*

There are several ways to earn the merits on the Trail to the Eagle. Some of the merits will be earned during the weekly meetings, while others will require extra effort outside of meeting times. The merits can be earned in any order, and while the Gold Eagle has specific merits that are required, the other merits that are earned are up to the individual Ranger's choice.

The Discovery Rangers Advancement Trail consists of three annual awards (Gold Falcon, Gold Hawk, and Gold Eagle) with four quarterly steps for each award (White, Red, Bronze, and Silver). All Discovery Rangers begin their advancement process by earning the first quarterly step toward the first annual award (the White Falcon). They then progress along the trail, earning awards in sequential order, based on the specified number and type of merits required for each step, until they earn the highest award in Discovery Rangers (the Gold Eagle). Any merit from the specified category may be used to satisfy these requirements. The numbers shown below represent the cumulative total number of merits required for each advancement step.

Year 1 - Trail to the Gold Falcon

Advancement Step	<u>Bible</u> Merits¹	Elective Skill Merits (<u>Blue</u> or <u>Green</u>)	Required Blue Skill Merit²	Leadership Merits (Red or Gold)
White Falcon	1	1		

Red Falcon	2	2		
Bronze Falcon	3	3		
Silver Falcon	4	4	1	1
Gold Falcon ³	4	4	1	1

¹ [Bible Merits](#) for Discovery Rangers must be ORANGE

² The required Blue Skill Merits are Bible, First Aid Skills, and Global Missions.

³ Additional requirements for the Gold Falcon award:

- Recite from memory the Royal Rangers Pledge, Code, Motto, meaning of the points of the Emblem, and the Golden Rule.
- Submit a [Gold Falcon Award Application](#) to the national office for processing.

Year 2 - Trail to the Gold Hawk

Advancement Step	<u>Bible</u> Merits ¹	Elective Skill Merits (<u>Blue</u> or <u>Green</u>)	Required Blue Skill Merit ²	Leadership Merits (Red or Gold)
White Hawk	5	5	1	1
Red Hawk	6	6	1	1
Bronze Hawk	7	7	1	1
Silver Hawk	8	8	2	2
Gold Hawk ⁴	8	8	2	2

¹ [Bible Merits](#) for Discovery Rangers must be ORANGE

² The required Blue Skill Merits are Bible, First Aid Skills, and Global Missions.

⁴ Additional requirements for the Gold Hawk award:

- Recite from memory the Royal Rangers Pledge, Code, Motto, meaning of the points of the Emblem, and the Golden Rule.
- Be a Gold Falcon award recipient for no less than 6 months, or be a graduate of the 3rd grade.
- Serve in one or more leadership positions in Discovery Rangers for at least 6 months.
- Demonstrate your ability to present the plan of salvation to someone.
- Submit a [Gold Hawk Award Application](#) to the national office for processing.

Year 3 - Trail to the Gold Eagle

Advancement Step	<u>Bible</u> Merits ¹	Elective Skill Merits (<u>Blue</u> or <u>Green</u>)	Required Blue Skill Merit ²	Leadership Merits (Red or Gold)
White Eagle	9	9	2	2
Red Eagle	10	10	2	2
Bronze Eagle	11	11	2	2
Silver Eagle	12	11	3	4
Gold Eagle ⁵	12	11	3	4

NOTE: All numbers are cumulative.

¹ [Bible Merits](#) for Discovery Rangers must be ORANGE

² The required Blue Skill Merits are Bible, First Aid Skills, and Global Missions.

⁵ Additional requirements for the Gold Eagle award:

- Recite again from memory the Royal Rangers Pledge, Code, Motto, meaning of the points of the Emblem, and the Golden Rule.
- Be a Gold Hawk award recipient for no less than 9 months, or be a graduate of the 4th grade.

- *Serve in one or more leadership positions in Discovery Rangers for an additional six months.*
- *Demonstrate your ability to present the plan of salvation to someone.*
- *Submit a [Gold Eagle Award Application](#) to the national office for processing.*

Bronze Buffalo Award

Once a boy has completed the Discovery Rangers advancement trail and has earned the Gold Eagle award he may choose to begin earning merits for Adventure Rangers or continue earning additional merits for Discovery Rangers. Boys who continue earning merits for Discovery Rangers may be eligible to earn Bronze Buffalo awards. See "[Buffalo Awards](#)" for details.

Bronze Buffalo Award Requirements

- Earn the Gold Eagle award.
- Earn one additional RED leadership merit.
- Earn two additional BLUE skill merits.
- Earn one additional ORANGE Bible merit.

Discovery Ranger (New Recruit Requirements)

Royal Ranger Pledge

With God's help, I will do my best to serve God, my church, and my fellow man. To live by the Ranger Code, to make the Golden Rule my daily rule.

Royal Ranger Golden Rule

"In everything, do unto others what you would have them do to you"

Matthew 7:12

Royal Ranger Motto

“Ready”

Ready for anything. Ready to work, play, serve, worship, live, and obey God’s Word.

Royal Ranger Emblem

Four Gold Points

Four phases of a boy’s development: Physical, Spiritual, Mental, and Social

Four Red Points

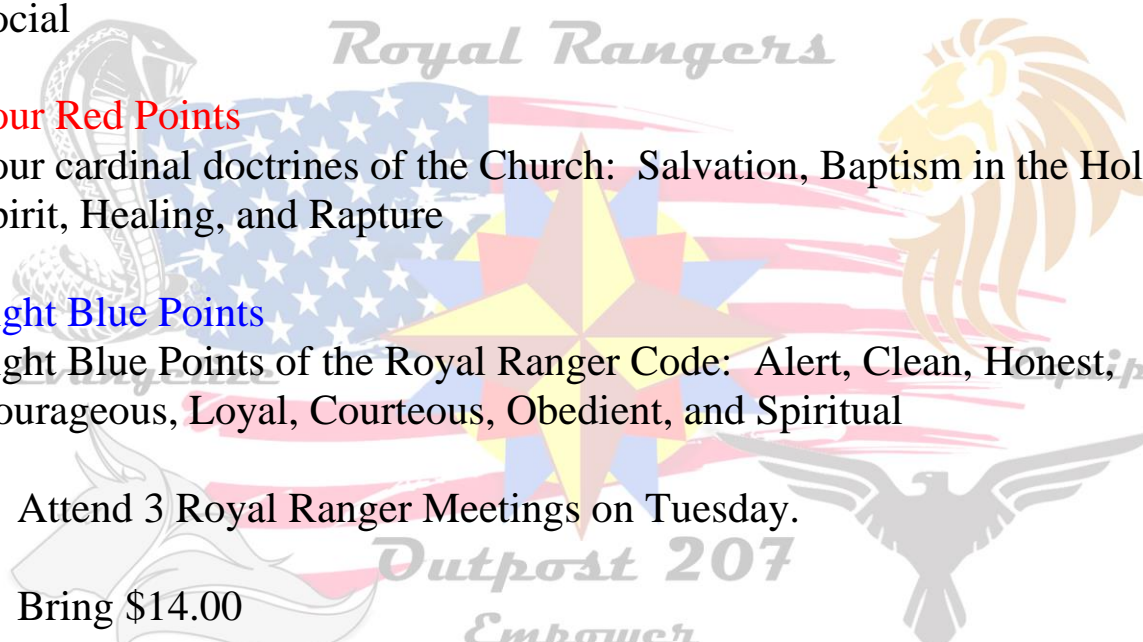
Four cardinal doctrines of the Church: Salvation, Baptism in the Holy Spirit, Healing, and Rapture

Eight Blue Points

Eight Blue Points of the Royal Ranger Code: Alert, Clean, Honest, Courageous, Loyal, Courteous, Obedient, and Spiritual

2. Attend 3 Royal Ranger Meetings on Tuesday.

3. Bring \$14.00



Adventure Rangers

Every great challenge a young man accepts helps to build his character, increase his determination to achieve, and improve his ability to set goals and fulfill them. The Adventure Rangers Advancement Trail offers such a challenge in the Trail to the Adventure Gold Award.

The key to progressing on the Advancement Trail is earning merits. Each merit has a colored border, indicating its color group. After completing a specific number of merits in the required color groups, the Adventure Ranger can earn one of the Advancement awards. For example, the Advancement awards leading to the Adventure Bronze Award are the Powder Horn, Bowie Knife, Tomahawk, and Long Rifle.

After completing each set of steps and a few other requirements, the three medals he'll earn are:



There are several ways to earn the merits on the Adventure Rangers Advancement Trail. Some of the merits will be earned during the weekly meetings, while others will require extra effort outside of meeting times. The merits can be earned in any order, and while the Adventure Gold Award has specific merits that are required, the other merits that are earned are up to the individual Ranger's choice.

For details on the requirements for the various merits and awards used in Adventure Rangers, follow these links:

[Adventure Ranger Advancement Details](#)

[Green Merit Requirements](#)

[Leadership Merits](#)

[Bible Merits](#)

[Award Applications](#)

[2016 Advancement System Changes](#)

Additional information on Adventure Rangers can be found in the [Adventure Rangers Handbook](#) available through the [Ranger Super Store](#).

The Adventure Rangers Advancement Trail consists of three annual awards (Adventure Bronze Award, Adventure Silver Award, and Adventure Gold Award) with four quarterly steps for each award (see below). All Adventure Rangers begin the process by earning the first step toward the first annual award (i.e. Powder Horn) and then progress along the trail, earning awards in sequential order, based on the specified number and type of merits required for each step. Any merit from the specified category may be used to satisfy these requirements. The numbers shown below represent the cumulative total number of merits required for each advancement step.

NOTE: See also "[New Member Requirements](#)".

Year 1 - Trail to the Adventure Bronze Award

Advancement Step	<u>Bible</u> Merits¹	Elective Skill Merits² (Green or Silver)	Required Green Skill Merits³	Leadership Merits (Red, Gold or Sky Blue)
Powder Horn	1	1		
Bowie Knife	2	2		
Tomahawk	3	3		
Long Rifle	4	4	1	1
Adventure Bronze Award ⁴	4	4	1	1

¹ Bible Merits for Adventure Rangers must be BROWN

² Green skill merits must not have been previously counted for credit towards Discovery Rangers advancement.

³ Required Green Merits are Bible Knowledge, Global Missions, and Healthy Body.

⁴ Additional requirements for the Adventure Bronze Award:



- Recite from memory the Royal Rangers pledge, Code, Motto, meaning of the points of the Emblem, and the Golden Rule.
- Submit a Multiple Recipient Award application for the Adventure Bronze Award to the national office for processing.

Year 2 - Trail to the Adventure Silver Award

Advancement Step	<u>Bible</u> Merits¹	Elective Skill Merits² (Green or Silver)	Required Green Skill Merits³	Leadership Merits (Red, Gold or Sky Blue)
Pine	5	5	1	1



Cedar	6	6	1	1
Oak	7	7	1	1
Sequoia	8	8	2	2
Adventure Silver Award ⁵	8	8	2	2

¹ ***Bible Merits*** for Adventure Rangers must be BROWN

² Green skill merits must not have been previously counted for credit towards Discovery Rangers advancement.

³ Required Green Merits are Bible Knowledge, Global Missions, and Healthy Body.

⁵ Additional requirements for the Adventure Silver Award:

- 
- Recite again from memory the Royal Rangers pledge, Code, Motto, meaning of the points of the Emblem, and the Golden Rule.
 - Be a Bronze Award recipient for no less than 6 months, or be a graduate of the 6th grade.
 - Serve in one or more leadership positions in Adventure Rangers for at least 6 months.
 - Demonstrate your ability to present the plan of salvation to someone.
 - Submit an [Multiple Recipient Award application](#) for the Adventure Silver Award to the national office for processing
- 

Year 3 - Trail to the Adventure Gold Award

Advancement Step	<i><u>Bible</u></i> Merits¹	<i>Elective Skill</i> Merits² (Green or Silver)	<i>Required Green</i> Skill Merits³	<i>Leadership Merits</i> (Red, Gold or Sky Blue)
Second Class	9	9	2	2
First Class	10	10	2	2
Advanced	11	11	2	2
Master	12	11	3	4

Adventure Gold Award ⁶	12	11	3	4
-----------------------------------	----	----	---	---

NOTE: All numbers are cumulative.

¹ Bible Merits for Adventure Rangers must be BROWN

² Green skill merits must not have been previously counted for credit towards Discovery Rangers advancement.

³ Required Green Merits are Bible Knowledge, Global Missions, and Healthy Body.

⁶ Additional requirements for the Adventure Gold Award:

- Recite again from memory the Royal Rangers pledge, Code, Motto, meaning of the points of the Emblem, and the Golden Rule.
- Be an Adventure Silver Award recipient for no less than 9 months, or be a graduate of the 7th grade.
- Serve in one or more leadership positions in Adventure Rangers for an additional 6 months.
- Demonstrate your ability to present the plan of salvation to someone.
- Submit an Adventure Gold Award application to the national office for processing

Silver Buffalo Award

Once a boy has completed the Adventure Rangers advancement trail and has earned the Adventure Gold Award he may choose to begin earning merits for Expedition Rangers or continue earning additional merits for Adventure Rangers. Boys who continue earning merits for Adventure Rangers may be eligible to earn Silver Buffalo awards. See "Buffalo Awards" for details.

NOTE: See also the "Advancement Restrictions" page for more information

Adventure Ranger (New Recruit Requirements)

1. Memorize the following:

Royal Ranger Pledge

With God's help, I will do my best to serve God, my church, and my fellow man. To live by the Ranger Code, to make the Golden Rule my daily rule.

Royal Ranger Golden Rule

"In everything, do unto others what you would have them do to you" Matthew 7:12

Royal Ranger Motto

"Ready"

Ready for anything. Ready to work, play, serve, worship, live, and obey God's Word.

Royal Ranger Emblem

Four Gold Points

Four phases of a boy's development: Physical, Spiritual, Mental, and Social

Four Red Points

Four cardinal doctrines of the Church: Salvation, Baptism in the Holy Spirit, Healing, and Rapture

Eight Blue Points

Eight Blue Points of the Royal Ranger Code:

Alert: He is mentally, physically, and spiritually alert.

Clean: He is clean in body, mind, and speech.

Honest: He does not lie, cheat, or steal.

Courageous: He is brave in spite of danger, criticism, or threats.

Loyal: He is faithful to his church, family, outpost, and friends.

Courteous: He is polite Kind and thoughtful.

Obedient: He obeys his parents, leaders, and those in authority.

Spiritual: He prays, reads the Bible, and witnesses.

2. Attend 5 Royal Ranger Meetings on Tuesday.


3. Bring \$14.00

Expedition Rangers

The focus of the advancement trail is to help boys develop into young men who have the skills to make good sound decisions, strong moral character, exemplify leadership skills, and are founded in the Word of God. The advancement system in Expedition Rangers consists of these three awards:

- E1 Award - typically earned after one full year of involvement in the program
- E2 Award - typically earned after a second full year in the program
- E3 Award - typically earned after a third full year in the program

Each award is presented after the young man has earned the specified number of merits in each merit category, as well as the required number of Spirit Challenge lessons.



Nearly one hundred silver merits are available for Expedition Rangers to choose from in earning these awards. Merit materials are available through [TRaCclub](#), the online Royal Ranger curriculum, or through the print curriculum sold through the [Rangers Online Store](#) (while supplies last). Merit requirements can be found by following the link shown below. Once a merit has been completed or an award has been earned, the appropriate insignia may be purchased through the [Rangers Online Store](#).

The Expedition Rangers Advancement Trail consists of three awards: E1, E2, and E3. *Quarterly advancement steps are not used in the Expedition Rangers program.* Expedition Rangers satisfy the requirements for each award by earning the specified number of merits and Spirit Challenge lessons. Any merit from the specified category may be used to satisfy these requirements.

Award	Spirit Challenges¹	Elective Skill Merits² (Silver)	Required Silver Skill Merits³	Leadership Merits (Gold or Sky Blue)
E1 ⁴	25	4	1	1
E2 ⁵	50	8	2	2
E3 ⁶	75	11	3	4

NOTE: Numbers shown are cumulative.

¹ Spirit Challenges are Bible studies completed by Expedition Rangers individually or as a group. A total of 150 Spirit Challenges are available to choose from. They may be found in the [Expedition Rangers Handbook](#). Special book studies from a selected list may also be used to satisfy Spirit Challenge requirements.

² Silver skill merits must not have been previously counted for credit toward Adventure Rangers advancement.

³ Required Silver Merits are Citizenship, Budget & Finance, and 16 Fundamental Truths.

⁴ Additional requirements for E1 award:

- Recite again from memory the Royal Rangers Pledge, Code, Motto, the meaning of the points of the Emblem, and the Golden Rule.
- Submit an [E1 Award Application](#) to the national office for processing.

⁵ Additional requirements for the E2 award:

- Recite again from memory the Royal Rangers Pledge, Code, Motto, the meaning of the points of the Emblem, and the Golden Rule.

- *Be an E1 award recipient for no less than 6 months, or be a graduate of the 9th grade.*
- *Serve in one or more leadership positions in Expedition Rangers for a total 6 months.*
- *Demonstrate your ability to present the plan of salvation to another individual.*
- *Submit an [E2 Award Application](#) to the national office for processing.*

⁶ *Additional requirements for the E3 award:*

- *Recite again from memory the Royal Rangers Pledge, Code, Motto, the meaning of the points of the Emblem, and the Golden Rule.*
- *Be an E2 award recipient for no less than 9 months, or be a graduate of the 10th grade.*
- *Serve in one or more leadership positions in Expedition Rangers for additional 6 months for a total of 12 months.*
- *Demonstrate your ability again to present the plan of salvation to another individual.*
- *Submit an [E3 Award Application](#) to the national office for processing.*

Gold Buffalo Award

Once a boy has completed the Discovery Rangers advancement trail and has earned the Gold Eagle award he may choose to begin earning merits for Adventure Rangers or continue earning additional merits for Discovery Rangers. Boys who continue earning merits for Discovery Rangers may be eligible to earn Bronze Buffalo awards.

Gold Buffalo Award Requirements

- Earn the E3 award.
- Earn one additional SKY BLUE leadership merit.
- Earn two additional SILVER skill merits.
- Complete 25 additional Spirit Challenge lessons.

Expedition Rangers (New Recruit Requirements)

1. Memorize the following:

Royal Ranger Pledge

With God's help, I will do my best to serve God, my church, and my fellow man. To live by the Ranger Code, to make the Golden Rule my daily rule.

Royal Ranger Golden Rule

"In everything, do unto others what you would have them do to you" Matthew 7:12

Royal Ranger Motto

Ready for anything. Ready to work, play, serve, worship, live, and obey God's Word.

Royal Ranger Emblem

Four Gold Points

Four phases of a boy's development: Physical, Spiritual, Mental, and Social

Four Red Points

Four cardinal doctrines of the Church: Salvation, Baptism in the Holy Spirit, Healing, and Rapture

Eight Blue Points

Eight Blue Points of the Royal Ranger Code:

Alert: He is mentally, physically, and spiritually alert.

Clean: He is clean in body, mind, and speech.

Honest: He does not lie, cheat, or steal.

Courageous: He is brave in spite of danger, criticism, or threats.

Loyal: He is faithful to his church, family, outpost, and friends.

Courteous: He is polite Kind and thoughtful.

Obedient: He obeys his parents, leaders, and those in authority.

Spiritual: He prays, reads the Bible, and witnesses.

Six Soul Winning Scriptures

1. **John 3:16** "For God so loved the world, that HE gave His one and only Son, that whoever believes in Him shall not perish but have eternal life."
2. **Romans 3:23** "For all have sinned and fall short of the glory of God."
3. **Romans 6:23** "For the wages of sin is death, but the gift of God is eternal life in Christ Jesus our Lord."
4. **John 1:12** "Yet to all who received Him, to those who believed in His name, he gave the right to become children of God."

5. **I John 1:9** “If we confess our sins, He is faithful and just and will forgive us our sins and purify us from all unrighteousness.”
6. **Revelation 3:20** “Here I am! I stand at the door and knock. If anyone hears My voice and opens the door, I will come in and eat with him, and he with Me.”


Outpost Organizational Structure

- Local Church, Pastor, Men’s Ministry, Outpost Council, Senior Commander, Patrol
Commanders,
Lt. Commanders, Junior Commanders, Senior Guide, Patrol Guide, Assistant Guide, Patrol
2. Attend 3 Royal Ranger Meetings on Tuesday.
 3. Bring \$14.00

Honor GMA Award

Individuals who have earned the Expedition Rangers E3 award may qualify for the Honor GMA if all other requirements have been met.

The Honor GMA represents the pinnacle of achievement in the Royal Rangers program. This prestigious award can only be achieved after many years of continuous effort in completing the advancement system in every age group of the program. The following requirements must be met in order to qualify for the Honor GMA award:

- 
1. Earn the highest award in each age group of Royal Rangers: Ranger Kids Gold Trail, Discovery Rangers Gold Eagle, Adventure Rangers Gold Medal of Achievement, and the Expedition Rangers E3 Award.
 2. Read the entire Bible, or listen to it as an audio book.
 3. Demonstrate your ability to present the plan of salvation.
 4. Be an active member of a Royal Rangers outpost for at least 5 years.

Once all requirements have been met, an [application](#) may be submitted to the national Royal Rangers office.

Note that this award, as with all other advancement awards in the program, must be completed before your 18th birthday and your graduation from high school.

Trail of the Saber

The Trail of the Saber is an award giving special recognition to boys who take full advantage of the junior leadership development opportunities available in their outpost and district. The award acknowledges the growth in servant leadership experienced in this process, starting in Discovery or Adventure Rangers and continuing through Expedition Rangers. Expedition Rangers are eligible for this award provided all requirements have been met.

The Trail of the Saber is an award giving special recognition to boys who take full advantage of the junior leadership development opportunities available in their outpost and district. The award acknowledges the growth in servant leadership experienced in this process, starting in Discovery or Adventure Rangers and continuing through Expedition Rangers. Although this award may only be earned by boys, the award medal and ribbon may continue to be worn on the Royal Rangers uniform after a boy graduates into the ranks of adult leadership. (See [order of wear](#))

Requirements for the Trail of the Saber

In order to receive the Trail of the Saber award the following requirements must be met. Once complete, an [application](#) must be submitted to the National Royal Rangers Office for processing.

Category	Requirements
Leadership Merits	Earn eight (8) leadership merits of any color (red, gold, or sky blue).
District Camps	Complete two district junior leadership training events , beginning with Junior Training Camp (JTC) or above.

	<p>Complete one additional district training event or an Action Camp.</p> <p>Serve as a junior staff member at one or more district junior training camps OR attend one additional district training event or an additional Action Camp.</p>
Reading	<p>Read the leadership distinctives for all 18 leadership merits (72 distinctives in all). These may be found in the book entitled <i>A Guy's Journey to Servant Leadership</i> by Doug Marsh or on TRaCclub.</p> <p>Read the book <i>Next Generation Leader</i> by Andy Stanley.</p>
Age	<p>Be at least 14 years of age and a graduate of the 9th grade. Must be earned before reaching 18 years of age.</p>

NOTE: The Trail of the Saber award is represented by a medal, ribbon, or patch on the uniform and does not represent an actual saber. However, recipients may be presented with a saber as a symbolic gesture representing the award.

Commander Awards and Recognition

Medal of Excellence



The Medal of Excellence is awarded to local outpost leaders who have completed the Outpost Leadership track of the Ranger Ministry Academy and taken at least one boy on a journey culminating in earning the highest medal in any of the four Rangers groups

Missions Project Award



The Missions Project Award is awarded to individuals who have participated in any denominationally approved home or international missions trip or project lasting a minimum of five days excluding travel.

District Medal of Merit



The District Outstanding Service Award is given to Royal Ranger Boys and Adult leaders. It is for individuals who have demonstrated exemplary effort and commitment to Royal Rangers. The District medal of merit is awarded by and at the discretion of the district royal ranger director.

District Outstanding Service Award



The District Outstanding Service Award is given to both boys and adult leaders. It is awarded to individuals for recognition of outstanding service to Royal Rangers. The District Outstanding Service Award is awarded by and at the discretion of the district royal ranger director.

Pastors Award



The Pastors Award is awarded to pastors in recognition for their support of the Royal Rangers outpost. The outpost coordinator or the outpost committee can confer the award to the pastor.

Outpost Coordinators Award



This medal is for Outpost Coordinators who have demonstrated outstanding ability in achieving the goals of the Royal Rangers ministry.

Outpost Leadership Award

The Outpost Leadership Award is for group leaders who have demonstrated outstanding ability in achieving the goals of the Royal Rangers Ministry



Outpost Service Award

The Outpost Service Award is a special achievement award for outpost leaders such as assistant group leaders, chaplains, and outpost committee members (other than group leaders) who have demonstrated outstanding service in achieving the goals of the overall Royal Rangers ministry.



Junior Leaders Service Award



This award is for junior commanders, senior patrol leaders, assistant senior patrol leaders, patrol leaders and assistant patrol leaders who have demonstrated outstanding ability in achieving the goals of the Royal Rangers ministry. Applicants must be at least eleven years of age and have earned the Adventure Rangers Bronze Medal of Achievement or Expedition Rangers E1 Award.

Special Service Award




Any leader from outpost to national level can present this award. Its purpose is to honor individuals eighteen or older who have made significant contributions, service, or support to the Royal Rangers ministry. The award may be given to Royal Rangers leader or to people outside of the organization.

Insignia

Ranger Kid-

-Patrol Guide




-Assistant Patrol Guide



***There is no Senior Guide for this age group.**

Discovery Ranger-

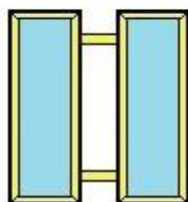
-Patrol Guide



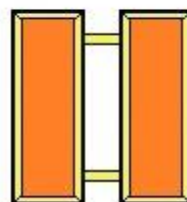
-Assistant Patrol Guide



-Senior Guide




-Assistant Senior Guide




Adventure Rangers-

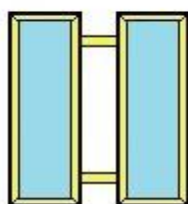
-Patrol Guide



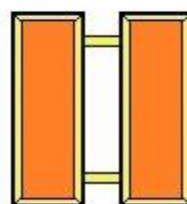
-Assistant Patrol Guide



-Senior Guide




-Assistant Senior Guide



Expedition Ranger-

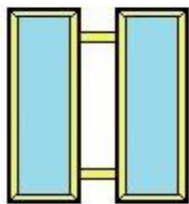
-Patrol Guide



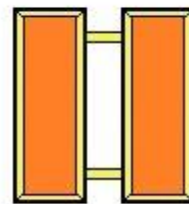
-Assistant Patrol Guide



-Senior Guide

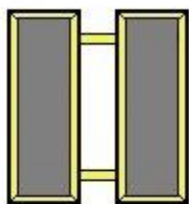


-Assistant Senior Guide




Junior Commander-

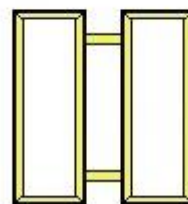

Lieutenant Commander-



Commander-



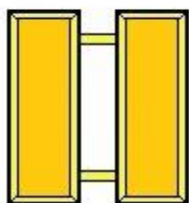
Senior Commander-



Outpost Chaplain/Outpost Committee-

Outpost Chaplain

Chaplain's Aide




Service Stars and Hashes

1 Year- Gold Star

5 Years- Silver Star

10 Years- Gold Hash


20 Years- Silver Hash



Red Star- 1 Training Course

Red Hash- 5 Training Courses

The white background service stars and hashes are for the dress blue uniform, while the blue background service stars and hashes are for the dress whites, and utility uniform.



School Seals and Outpost Specific Logo

Ranger Kid Training School



Senior Guide School



Patrol Leadership Training School



GMA with Honors Beret Flash



Leadership Training School

GMA Beret Flash



Color Guard School



Rappelling Corps Patch



Striking Cobra Patch-



School Staff Crest



Outpost 207 Crest



Screaming Eagle Patch-



Howling Wolf Patch-



Roaring Lion Patch-

